

TFS

AUTOMATE
YOUR
SUCCESS

www.TFSBillPay.com



The Automated & Online Solution for Chapter 13 Bankruptcy Payments

The challenge to surviving your bankruptcy is making payments on time and keeping accurate records. TFS provides an easy-to-use online payment option for your monthly bankruptcy payments. It's cheaper and hassle-free.

The other options for making your bankruptcy payments would require you to obtain money orders or certified checks **EVERY** month. Why wait in line at the bank and pay exorbitant bank fees? Make your payments automatically and from the privacy of your own home.

Bankruptcy Payment Options Compared


	Cost	Convenient	Automated Payments	Private	Reminders and Notifications	Accurate Recordkeeping
TFS Bill Pay	\$	✓	✓	✓	✓	✓
Certified Check	\$\$	✗	✗	✗	✗	✗
Money Order	\$\$\$	✗	✗	✗	✗	✗

With automated payments, reminders, and the ability to make bankruptcy payments from the comfort and security of your home, TFS Bill Pay is the obvious choice. Visit us today at www.TFSBillPay.com, or call 888-PAY-CH13 (888-729-2413).

SIGN UP FOR TFS IN JUST A FEW SIMPLE STEPS


1. LOG ON

Visit tfsbillpay.com and click the orange button labeled "SIGN UP today."




2. CREATE AN ACCOUNT

Enter your name and email address to start setting up your account on TFS. You will receive a verification email that will let you log in.




3. CASE INFORMATION

Once you log in, click "Enroll in Trustee Pay" and enter your case number. You can find this information on the official paperwork sent to you by your trustee.




4. PROFILE

Confirm your personal info. This data is pulled directly from court records, so it should be accurate.




5. ACCOUNT INFO

Enter your account info, payment amount, and payment schedule. Payments take 5 business days to process and arrive at your trustee's office. Business days don't include weekends and bank holidays, so please plan accordingly.



6. VERIFICATION

Review your account information, select the check boxes, provide the "digital signature" at the bottom of the page, and click "Enroll in Trustee Pay."



Take our Video Tour!
Visit www.tfsbillpay.com/about




Have more questions?
Call TFS today at (888) PAY-CH13

E-Pay Online Payment System

The Online Payment System is an approved alternative to the use of Cashier's Checks and Money Orders by using your Checking or Savings Account to make direct payments to the Trustee. The payment process will take between one to two business days to clear your account. In order to use this payment system, you must have: an **Internet connection**, know your **Case Number** and **last four digits of your Social Security number**, a **Checking or Savings Account**, and a **valid current e-mail address**.

Creating your E-Pay Account

1. Go to: www.las13.com
2. Click: "ePay" link located at the top of the web page



3. Click: "Register Now"



4. Fill out all required personal information (every field with a "*"). Click "Next"

Kathleen A. Leavitt, Chapter 13 Trustee

1. Profile Details 2. Account Details 3. Confirm Details 4. Registration Complete

Registration - Profile Details

First Name *
Last Name *
Email Address *
Confirm Email Address *
Company Name (if applicable)
Address 1 *
Address 2
City *
State *
Zip *
Phone *
Username *
Password *
Confirm Password *

Close

Next

5. Select "Kathleen A. Leavitt" as Ch 13 Trustee
6. Fill in your "Online Payment ID":
 - **Example:** Case # BKS-11-77777-LBR and SS# XXX-XX-1234
Then the **Online Payment ID** is: 11777771234
7. Click "Next"
8. Click "Submit Registration"

➤ Any further questions on creating your account please contact us at: epayquestions@las13.com